

# March, 2009 CPNA Web Report

## Web Site Updates

Since the last report, new features are:

- Rearranged menus due to dynamic fly-out menus that were added to the navigation menus.
- Rearranged Home page to better feature News and Events

## Members List

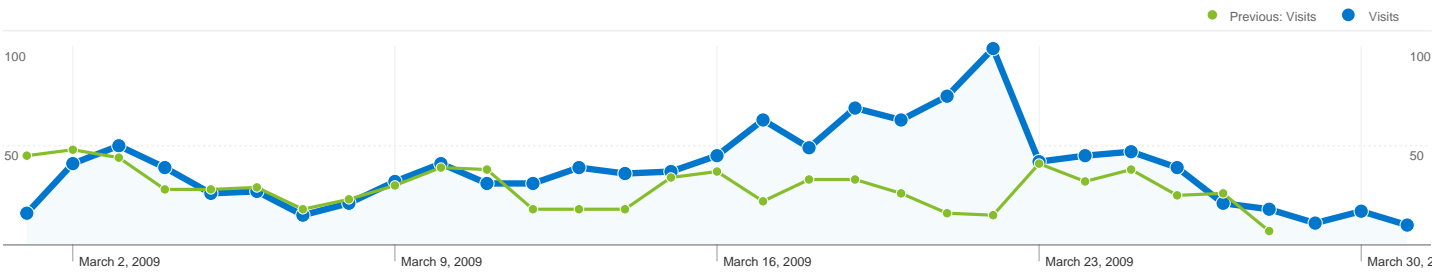
Current Membership totals.

Level	Total	Active	Renewal overdue	Lapsed	Pending			New in last	
					New	Renewal	Level change	7 days	30 days
Member (Senior Citizen)	51	51	-	-	-	-	-	-	-
Member (Senior with auto-renew)	2	2	-	-	-	-	-	-	-
Board Member	19	18	1	1	-	-	-	-	-
Member (Family with auto-renew)	9	9	-	-	-	-	-	-	2
Member (Family)	176	173	1	1	2	-	-	-	2
<b>Total</b>	<b>258</b>	<b>254</b>	<b>2</b>	<b>2</b>	<b>2</b>	<b>-</b>	<b>-</b>	<b>-</b>	<b>4</b>
Archived	348								

## News Feed Subscribers

Note that the numbers below reflect only the subscribers that subscribed through Feedburner.

RSS Feed	Number of Subscribers
CPNA News	27
CPNA Calendar	15



**Site Usage**

**1,195 Visits**

Previous: 809 (47.71%)

**37.99% Bounce Rate**

Previous: 35.97% (5.62%)

**4,486 Pageviews**

Previous: 3,624 (23.79%)

**00:02:53 Avg. Time on Site**

Previous: 00:03:12 (-9.84%)

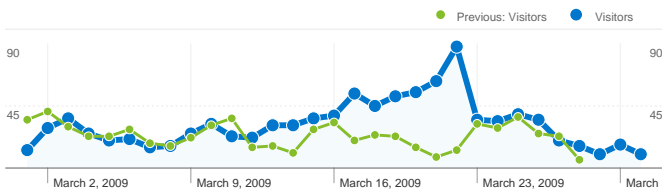
**3.75 Pages/Visit**

Previous: 4.48 (-16.20%)

**56.07% % New Visits**

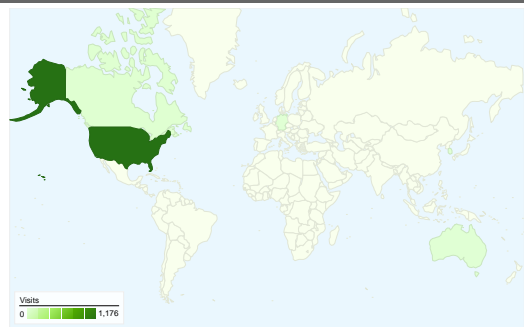
Previous: 51.05% (9.83%)

**Visitors Overview**

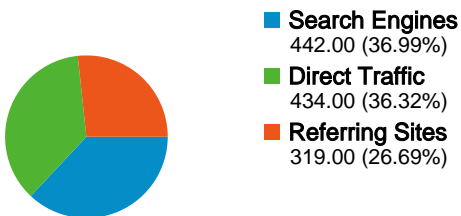


**Visitors**  
**740**

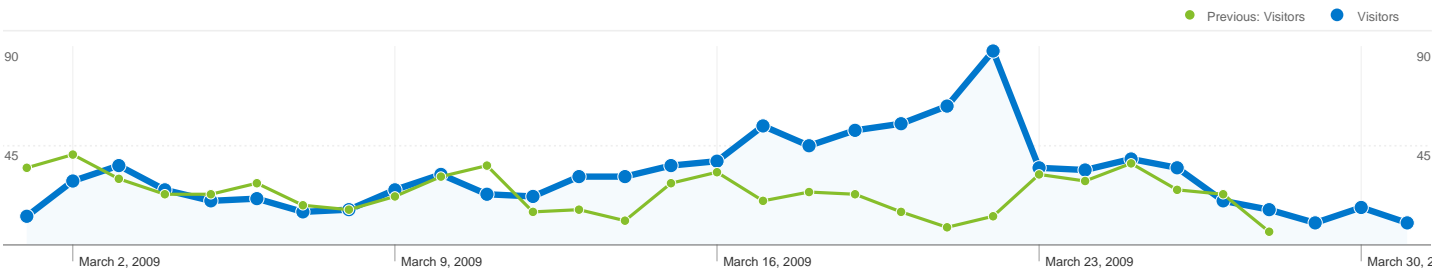
**Map Overlay world**



**Traffic Sources Overview**




Content Overview		
Pages	Pageviews	% Pageviews
/		
Mar 1, 2009 - Mar 31, 2009	1,020	22.74%
Feb 1, 2009 - Feb 28, 2009	639	17.63%
% Change	59.62%	28.95%
/sip		
Mar 1, 2009 - Mar 31, 2009	381	8.49%
Feb 1, 2009 - Feb 28, 2009	0	0.00%
% Change	100.00%	100.00%
/calendar?eventId=37018&EventViewMode=EventDetails		
Mar 1, 2009 - Mar 31, 2009	173	3.86%
Feb 1, 2009 - Feb 28, 2009	71	1.96%
% Change	143.66%	96.84%
/calendar		
Mar 1, 2009 - Mar 31, 2009	122	2.72%
Feb 1, 2009 - Feb 28, 2009	153	4.22%
% Change	-20.26%	-35.58%
/forum		
Mar 1, 2009 - Mar 31, 2009	98	2.18%
Feb 1, 2009 - Feb 28, 2009	206	5.68%
% Change	-52.43%	-61.57%





**740 people visited this site**


 **1,195 Visits**  
 Previous: 809 (47.71%)

 **740 Absolute Unique Visitors**  
 Previous: 488 (51.64%)

 **4,486 Pageviews**  
 Previous: 3,624 (23.79%)

 **3.75 Average Pageviews**  
 Previous: 4.48 (-16.20%)

 **00:02:53 Time on Site**  
 Previous: 00:03:12 (-9.84%)

 **37.99% Bounce Rate**  
 Previous: 35.97% (5.62%)

 **56.07% New Visits**  
 Previous: 51.05% (9.83%)

**Technical Profile**

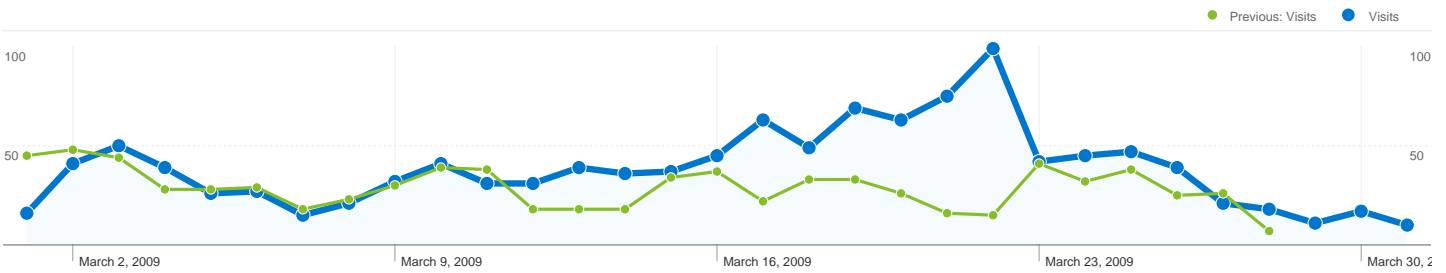
Browser	Visits	% visits	Connection Speed	Visits	% visits
Internet Explorer			Cable		
Mar 1, 2009 - Mar 31, 2009	698	58.41%	Mar 1, 2009 - Mar 31, 2009	693	57.99%
Feb 1, 2009 - Feb 28, 2009	448	55.38%	Feb 1, 2009 - Feb 28, 2009	394	48.70%
% Change	55.80%	5.48%	% Change	75.89%	19.07%
Firefox			Unknown		
Mar 1, 2009 - Mar 31, 2009	259	21.67%	Mar 1, 2009 - Mar 31, 2009	189	15.82%
Feb 1, 2009 - Feb 28, 2009	179	22.13%	Feb 1, 2009 - Feb 28, 2009	185	22.87%
% Change	44.69%	-2.04%	% Change	2.16%	-30.84%

Safari		
Mar 1, 2009 - Mar 31, 2009	138	11.55%
Feb 1, 2009 - Feb 28, 2009	85	10.51%
% Change	62.35%	9.91%
Chrome		
Mar 1, 2009 - Mar 31, 2009	99	8.28%
Feb 1, 2009 - Feb 28, 2009	95	11.74%
% Change	4.21%	-29.45%
Googlebot		
Mar 1, 2009 - Mar 31, 2009	1	0.08%
Feb 1, 2009 - Feb 28, 2009	0	0.00%
% Change	100.00%	100.00%


DSL		
Mar 1, 2009 - Mar 31, 2009	179	14.98%
Feb 1, 2009 - Feb 28, 2009	111	13.72%
% Change	61.26%	9.17%
T1		
Mar 1, 2009 - Mar 31, 2009	68	5.69%
Feb 1, 2009 - Feb 28, 2009	54	6.67%
% Change	25.93%	-14.75%
Dialup		
Mar 1, 2009 - Mar 31, 2009	38	3.18%
Feb 1, 2009 - Feb 28, 2009	37	4.57%
% Change	2.70%	-30.47%

# Traffic Sources Overview

Mar 1, 2009 - Mar 31, 2009  
Comparing to: Feb 1, 2009 - Feb 28, 2009



**All traffic sources sent a total of 1,195 visits**

-  **36.32% Direct Traffic**  
Previous: 34.86% (4.19%)
-  **26.69% Referring Sites**  
Previous: 31.52% (-15.31%)
-  **36.99% Search Engines**  
Previous: 33.62% (10.01%)



- **Search Engines**  
442.00 (36.99%)
- **Direct Traffic**  
434.00 (36.32%)
- **Referring Sites**  
319.00 (26.69%)

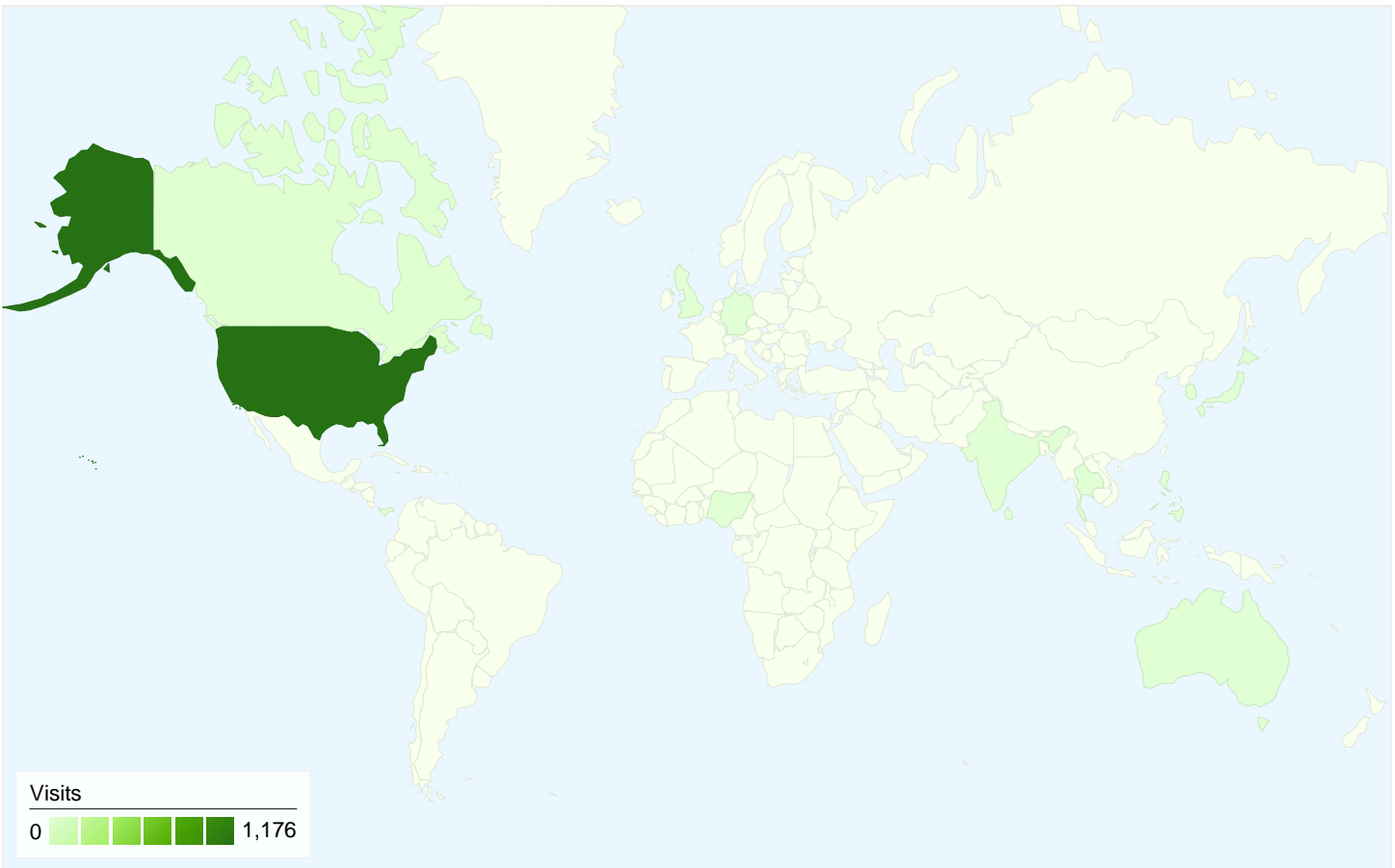
## Top Traffic Sources

Sources	Visits	% visits
(direct) ((none))		
Mar 1, 2009 - Mar 31, 2009	434	36.32%
Feb 1, 2009 - Feb 28, 2009	282	34.86%
% Change	53.90%	4.19%
google (organic)		
Mar 1, 2009 - Mar 31, 2009	340	28.45%
Feb 1, 2009 - Feb 28, 2009	174	21.51%
% Change	95.40%	32.28%
collegeparkorlando.org (referral)		
Mar 1, 2009 - Mar 31, 2009	72	6.03%
Feb 1, 2009 - Feb 28, 2009	29	3.58%
% Change	148.28%	68.08%
yahoo (organic)		
Mar 1, 2009 - Mar 31, 2009	64	5.36%
Feb 1, 2009 - Feb 28, 2009	65	8.03%
% Change	-1.54%	-33.34%
en.wikipedia.org (referral)		

Keywords	Visits	% visits
college park orlando		
Mar 1, 2009 - Mar 31, 2009	61	13.80%
Feb 1, 2009 - Feb 28, 2009	51	18.75%
% Change	19.61%	-26.40%
edgewater drive task force		
Mar 1, 2009 - Mar 31, 2009	48	10.86%
Feb 1, 2009 - Feb 28, 2009	43	15.81%
% Change	11.63%	-31.31%
college park neighborhood association		
Mar 1, 2009 - Mar 31, 2009	34	7.69%
Feb 1, 2009 - Feb 28, 2009	33	12.13%
% Change	3.03%	-36.60%
sunday in the park college park		
Mar 1, 2009 - Mar 31, 2009	25	5.66%
Feb 1, 2009 - Feb 28, 2009	0	0.00%
% Change	100.00%	100.00%
college park, orlando		

Mar 1, 2009 - Mar 31, 2009	41	3.43%
Feb 1, 2009 - Feb 28, 2009	95	11.74%
% Change	-56.84%	-70.78%

Mar 1, 2009 - Mar 31, 2009	16	3.62%
Feb 1, 2009 - Feb 28, 2009	9	3.31%
% Change	77.78%	9.40%



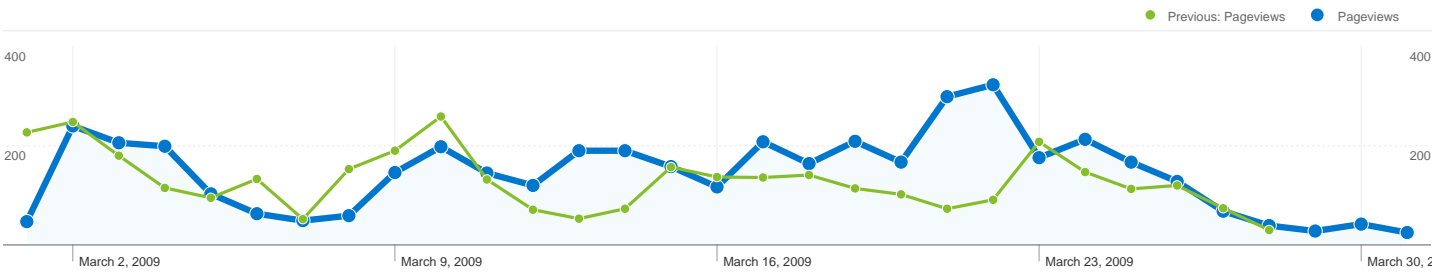
**1,195 visits came from 14 countries/territories**

Site Usage


Visits	Pages/Visit	Avg. Time on Site	% New Visits	Bounce Rate	
<b>1,195</b> Previous: 809 (47.71%)	<b>3.75</b> Previous: 4.48 (-16.20%)	<b>00:02:53</b> Previous: 00:03:12 (-9.84%)	<b>56.07%</b> Previous: 51.05% (9.83%)	<b>37.99%</b> Previous: 35.97% (5.62%)	
Country/Territory	Visits	Pages/Visit	Avg. Time on Site	% New Visits	Bounce Rate
<b>United States</b>					
March 1, 2009 - March 31, 2009	<b>1,176</b>	3.78	00:02:55	55.78%	37.50%
February 1, 2009 - February 28, 2009	<b>792</b>	4.50	00:03:13	50.00%	35.61%
% Change	<b>48.48%</b>	<b>-16.07%</b>	<b>-9.61%</b>	<b>11.56%</b>	<b>5.32%</b>
<b>Canada</b>					
March 1, 2009 - March 31, 2009	<b>11</b>	2.45	00:00:39	63.64%	63.64%
February 1, 2009 - February 28, 2009	<b>8</b>	4.00	00:00:45	100.00%	50.00%
% Change	<b>37.50%</b>	<b>-38.64%</b>	<b>-13.65%</b>	<b>-36.36%</b>	<b>27.27%</b>
<b>Australia</b>					
March 1, 2009 - March 31, 2009	<b>3</b>	2.67	00:00:25	66.67%	66.67%


February 1, 2009 - February 28, 2009	0	0.00	00:00:00	0.00%	0.00%
% Change	100.00%	100.00%	100.00%	100.00%	100.00%
South Korea					
March 1, 2009 - March 31, 2009	2	1.00	00:00:00	100.00%	100.00%
February 1, 2009 - February 28, 2009	0	0.00	00:00:00	0.00%	0.00%
% Change	100.00%	100.00%	0.00%	100.00%	100.00%
Germany					
March 1, 2009 - March 31, 2009	1	1.00	00:00:00	100.00%	100.00%
February 1, 2009 - February 28, 2009	0	0.00	00:00:00	0.00%	0.00%
% Change	100.00%	100.00%	0.00%	100.00%	100.00%
Panama					
March 1, 2009 - March 31, 2009	1	1.00	00:00:00	100.00%	100.00%
February 1, 2009 - February 28, 2009	0	0.00	00:00:00	0.00%	0.00%
% Change	100.00%	100.00%	0.00%	100.00%	100.00%
Thailand					
March 1, 2009 - March 31, 2009	1	4.00	00:06:53	100.00%	0.00%
February 1, 2009 - February 28, 2009	0	0.00	00:00:00	0.00%	0.00%
% Change	100.00%	100.00%	100.00%	100.00%	0.00%
United Kingdom					
March 1, 2009 - March 31, 2009	0	0.00	00:00:00	0.00%	0.00%
February 1, 2009 - February 28, 2009	2	5.00	00:08:59	100.00%	50.00%
% Change	-100.00%	-100.00%	-100.00%	-100.00%	-100.00%
Philippines					
March 1, 2009 - March 31, 2009	0	0.00	00:00:00	0.00%	0.00%
February 1, 2009 - February 28, 2009	2	1.00	00:00:00	100.00%	100.00%
% Change	-100.00%	-100.00%	0.00%	-100.00%	-100.00%
Japan					
March 1, 2009 - March 31, 2009	0	0.00	00:00:00	0.00%	0.00%
February 1, 2009 - February 28, 2009	1	2.00	00:00:19	100.00%	0.00%
% Change	-100.00%	-100.00%	-100.00%	-100.00%	0.00%


1 - 10 of 14



## Pages on this site were viewed a total of 4,486 times

 **4,486 Pageviews**  
Previous: 3,624 (23.79%)

 **3,502 Unique Views**  
Previous: 2,821 (24.14%)

 **37.99% Bounce Rate**  
Previous: 35.97% (5.62%)

## Top Content

Pages	Pageviews	% Pageviews
/		
Mar 1, 2009 - Mar 31, 2009	1,020	22.74%
Feb 1, 2009 - Feb 28, 2009	639	17.63%
% Change	59.62%	28.95%
/sip		
Mar 1, 2009 - Mar 31, 2009	381	8.49%
Feb 1, 2009 - Feb 28, 2009	0	0.00%
% Change	100.00%	100.00%
/calendar?eventId=37018&EventViewMode=EventDetails		
Mar 1, 2009 - Mar 31, 2009	173	3.86%
Feb 1, 2009 - Feb 28, 2009	71	1.96%
% Change	143.66%	96.84%
/calendar		
Mar 1, 2009 - Mar 31, 2009	122	2.72%
Feb 1, 2009 - Feb 28, 2009	153	4.22%
% Change	-20.26%	-35.58%
/forum		

Mar 1, 2009 - Mar 31, 2009	98	2.18%
Feb 1, 2009 - Feb 28, 2009	206	5.68%
% Change	-52.43%	-61.57%